

Serie 50.000

Cestello filtrante
Strainer baskets



DOWNLOAD
DATASHEET



b-Smart, Be-Brandoni



www.brandonivalves.it

brandoni
VALVES

Cestello filtrante / Strainer baskets

La Serie 50.000 comprende cestelli filtranti, installabili su prese d'acqua, valvole di fondo o aspirazione di pompe.

Prevengono l'aspirazione di corpi estranei che potrebbero danneggiare componenti dell'impianto quali pompe, valvole, disconnettori, riduttori di pressione. Conforme a EN 12845. Per applicazione in impianti antincendio.

Versione flangiata in lamiera forata, in acciaio al carbonio zincato o inox, adatti per flange PN10/16 e a richiesta per flange ANSI 150.

Versione filettata dal DN50 al DN100 in lamiera stirata AISI 304, manicotto filettato in nylon.

The 50.000 series consists of strainer baskets, to be fitted on water inlets, foot valves or pump suction.

The presence of strainer baskets prevents the aspiration of solids, which might damage components of the plant, such as pumps, valves, backflow preventers and pressure reducing valves. In conformity with 12845.

Flanged version in slotted sheet metal, galvanized carbon steel or stainless steel; suitable for flanges PN 10/16, and, on request, for flanges ANSI 150.


Threaded version from DN50 to DN100, in AISI 304 metallic wire, threaded connection in nylon. .

Certificazioni / Certifications



Flangiato / Flanged


Filettato / Threaded



50.000

Flangiato
Corpo: acciaio zincato


Flanged
Body: galvanized steel



52.000

Flangiato
Corpo: AISI 304

Flanged
Body: AISI 304



53.000

Flangiato
Corpo: AISI 316

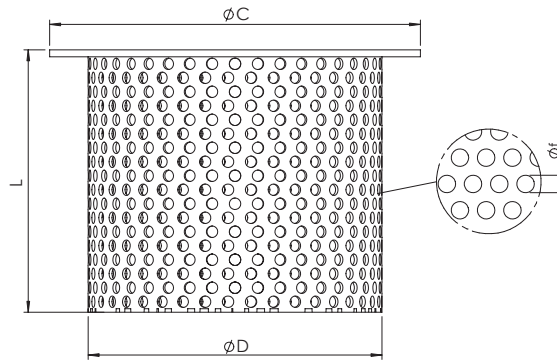
Flanged
Body: AISI 316



51.000

Raccordo filettato in Nylon
Corpo: AISI 304

Threaded connection in nylon
Body: AISI 304



Dimensioni (mm) / Dimensions (mm)

*: misure superiori a richiesta *: larger sizes on request

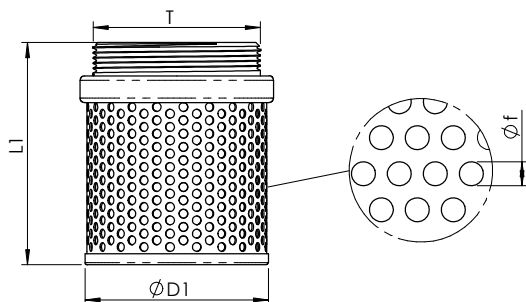
DN'		50	65	80	100	125	150	200	250	300	350	400	450	500	600
Raccordo Connection	EN 1092	PN10/16	PN10/16	PN10/16	PN10/16	PN10/16	PN10/16	PN10/16	PN10/16	PN10	PN16	PN10	PN16	PN10	PN16
C		156	176	202	212	242	276	332	385	445	445	505	505	565	565
L		80	100	120	150	175	200	250	300	350	350	400	400	450	450
D		111	131	148	168	198	222	278	329	382	390	442	450	494	502
f apertura/ grado filtrazione opening/ filtration degree		5	5	5	5	5	5	5	5	5	5	5	5	5	5

Peso (kg) / Weight (kg)

50/52/53	0,55	0,74	0,93	1,20	1,60	2,20	3,20	4,40	4,90	6,10	7,70	9,90	11,80	25,30
----------	------	------	------	------	------	------	------	------	------	------	------	------	-------	-------

I dati e le caratteristiche di questo catalogo sono forniti a titolo indicativo. La Brandoni S.p.A. si riserva di modificare una o più caratteristiche delle valvole senza preavviso. Per maggiori informazioni www.brandonivalves.it.

Brandoni SpA reserves the right to make changes in design and/or construction of the products at any time without prior notice. For further information, please refer to www.brandonivalves.it



Dimensioni (mm) / Dimensions (mm)

DN*		50	65	80	100
T	EN 1092	2"	2" 1/2	3"	4"
L1		85	85	105	118
D1		62	81	93	117
f apertura/gra- do filtrazione opening/filtra- tion degree		1,2	1,2	1,2	1,2

*: misure superiori a richiesta * larger sizes on request

Peso (kg) / Weight (kg)

51		0,07	0,09	0,11	0,15
----	--	------	------	------	------